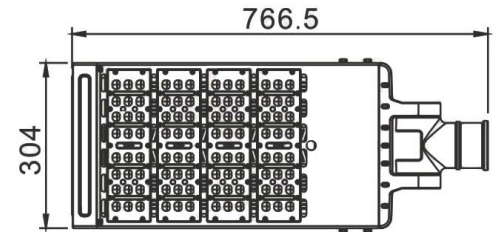


Street Light 150W. Adjustable

Dimension :	304 x 766.5 x 128 mm.(W x L x H)
Input Voltage :	AC200-240V
Power :	150w.
Quantity of LED :	4 Module x 24LED
LED Chip :	NICHIA (Japan)
LED Driver :	Meanwell ELG 150w Taiwan
Luminous Flux :	>15,000lm
LED Efficiency :	>70%
LED Luminous Efficiency :	>100 Lm/Watt
Materials :	Aluminum Alloy and PC Lens
Junction Temp :	>80 degree celsius
Power Factor :	≥0.95
Frequency :	50 - 60Hz
Operation life :	50,000 Hrs.
Color Temperature :	6000-6500K
Color Rendering Index :	Ra > 75
Working Temperature :	25c to 60c
IP :	IP66



Dimensions in mm.

Applications

For roadway lighting, urban environments, government & municipal, pedestrian & recreation, or public facility lighting

Installation / Mounting

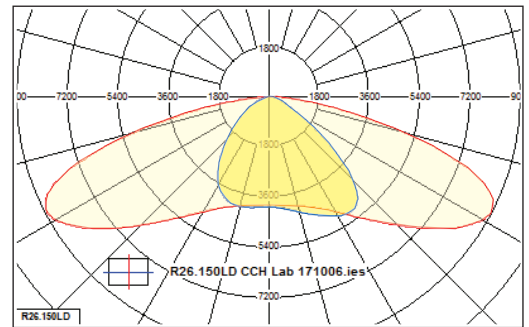
Side entry mounting Ø60 mm. bracket

ORDER CODE

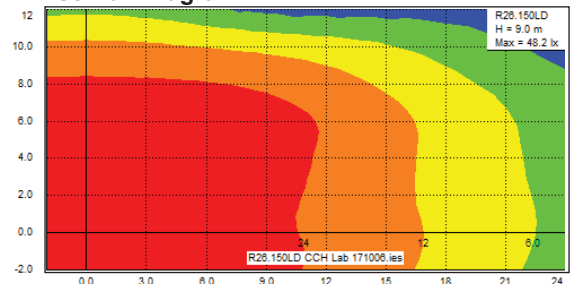
Type	Lamp
R26.150.LD	LED 150 W.

Complete custom design, and photometric data available upon request

Polar Curve



Iso-Lux Diagram



RD-RL-029/Rev./No.01