

# ILF.6 series



## FLUORESCENT LUMINAIRES



This corrosion resistant luminaires are suitable for any application where there are excessive humidity and corrosive atmosphere such as slaughterhouses, breweries, plating shops and chemical industry. The body of luminaires are made of grey outside, white inside polyester painted sheet aluminium. Control gears, lampholders, and wire terminals are mounted inside. The closing panel is a tempered glass firmly fixed in an extrude aluminium frame which in turn is secured to the body by hinges and closing devices. The luminaire can be mounted on stems, ceiling hooks, eye-bolts or adjustable hangers. Ready for installation for 220 V, 50 Hz. Class I, IP66

### Applications

For roadway and streetlight, warehouse, docks, interchanges, stock yards, airport or parking area

### Control Gear

Integral with power factor (P.F.) correction not less than 0.9

### Lamps

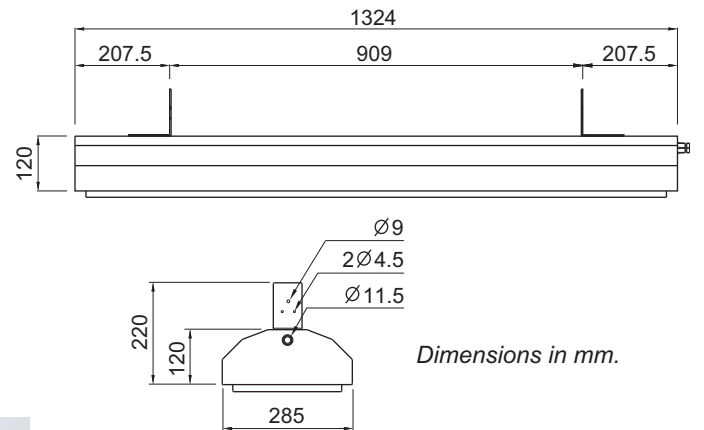
1x36, 2x36 or 3x36 Watt (T8) Fluorescent Lamp  
1x28, 2x28 or 3x28 Watt (T5) Fluorescent Lamp

### Materials/finish

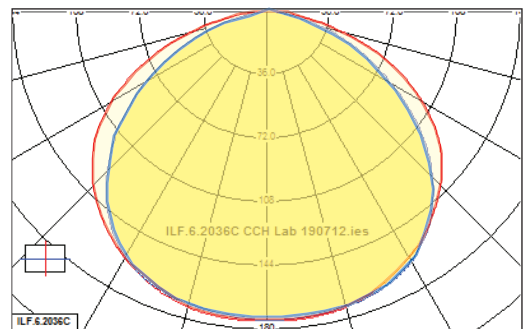
Body : Sheet aluminium, Gray paint coating  
Cover : Tempered glass

### Mounting

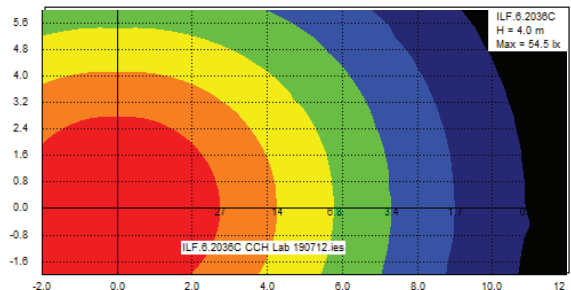
Suspension



### Polar Curve



### Iso-Lux Diagram



## ORDER CODE

| Type        | Lamp                       |
|-------------|----------------------------|
| ILF.6.1036C | Fluorescent 1 x 36 W. (T8) |
| ILF.6.2036C | Fluorescent 2 x 36 W. (T8) |
| ILF.6.3036C | Fluorescent 3 x 36 W. (T8) |
| ILF.6.1028C | Fluorescent 1 x 28 W. (T5) |
| ILF.6.2028C | Fluorescent 2 x 28 W. (T5) |
| ILF.6.3028C | Fluorescent 3 x 28 W. (T5) |

Complete custom design, and photometric data available upon request



### CHUE CHIN HUA CO.,LTD.

6 Moo4 Suksawad Road, Bangkru, Phrapradaeng, Samutprakarn 10130  
Tel: (662)091-8511 Fax: (662)463-3944-5  
e-mail: pole-sale@cch.co.th  
www.cch.co.th

