

# H01 series



# HIGH BAY LUMINAIRE LED



H01 High Bay is an integrated module solution with IP65 protection, excellent optical and heat management that offers high energy efficacy and high quality of light. The H01 High bay solution is designed to enable LED lighting in Industry (high-bay) applications - warehouses, factories, large-format retail stores. A range of compatible IP67 drivers complement the High Bay solution in order to further differentiate on efficacy and lifetime under extreme temperature conditions. This High Bay portfolio is suitable to replace similar solutions using conventional 100W, 150W, 250W and 400W. Electrical class I 220 Volts. 50 Hz.

### Applications

For industrial area, such as general assembly, production lines, warehouses, storage areas, food processing areas and other indoor or outdoor lighting where requirement high level of illumination

### LED Driver

Power factor (P.F.) correction not less than 0.9  
IP67 protection & replaceable

### Optics


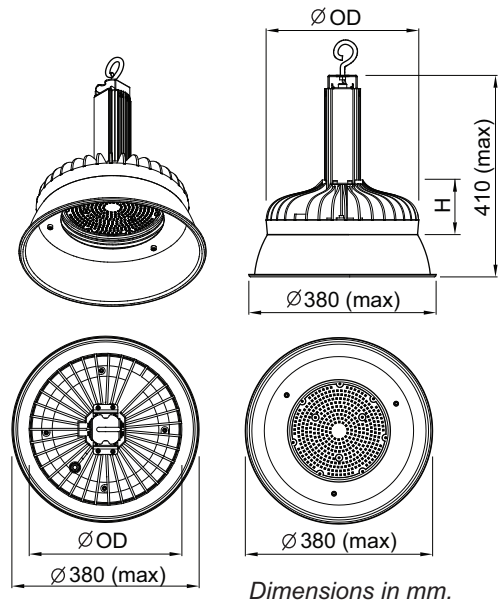
High energy efficacy, up to 140 Lm/W  
IP65 integrated heat sink and optics  
Luminous flux: 10000, 15000, 20000, 24000 lm  
Color temperatures: 4000K, 5700K  
CRI: 80  
Beam Angle: 60°, 90°

### Life time

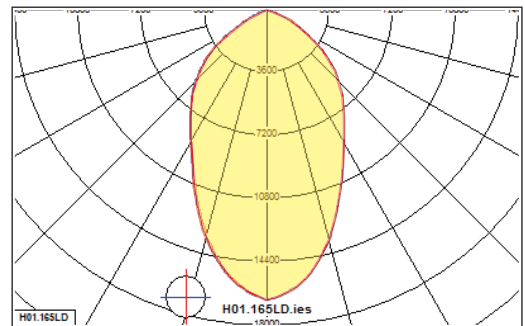
50000hrs

### Mounting

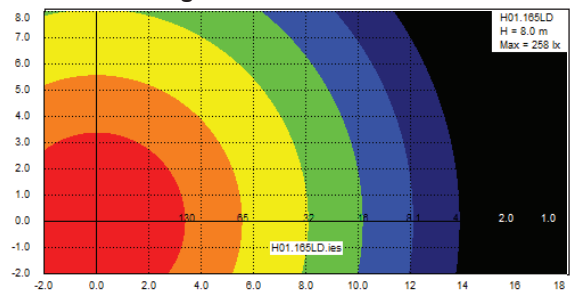
Steel pipe or suspension chain



### Polar Curve



### Iso-Lux Diagram



## ORDER CODE

Type	Lamp	Luminous flux	OD x H
H01.70 LD	LED 70W.	10000 lm	270 x 110
H01.100 LD	LED 100W.	15000 lm	270 x 110
H01.135 LD	LED 135W.	20000 lm	270 x 115
H01.165 LD	LED 165W.	24000 lm	310 x 115

Complete custom design, and photometric data available upon request



## CHUE CHIN HUA CO.,LTD.

6 Moo4 Suksawad Road, Bangkru, Phrapradaeng, Samutprakarn 10130  
Tel: (662)091-8511 Fax: (662)463-3944-5  
e-mail: pole-sale@cch.co.th  
www.cch.co.th

